

[Link to Master Table of Contents](#)

[Link to Section Table of Contents](#)

# Quick Couplings — Pneumatic

10 Series (Tru-Flate Interchange)

20 Series (Industrial Interchange)

30 Series (Push To Connect)

GF Series (Special Purpose  
Propane)

HF Series (Industrial Interchange)

50 Series (ARO 210 Interchange)

70 Series (Lincoln Interchange)


UC Series (Universal Coupler)

Tool-Mate Series

E-z-mate Series

Industrial Interchange Nipples

RF Series (High Flow European  
Interchange)



ENGINEERING YOUR SUCCESS.

## Table of Contents

For Selection Guide, Media Chart, and complete descriptions, specifications and performance charts, contact your Authorized Parker Fleet Distributor or consult [Catalog 3800](#).

<a href="#">General Description</a> .....	K2
<a href="#">Visual Index</a> .....	K3
<a href="#">10 Series (Tru-Flate Interchange)</a> .....	K6
May be used only with 10 Series Nipples. Rated pressure 300 psi. Temperature ranges -40°F to +250°F. Vacuum data: Disconnected — not recommended; Connected — 27.4 inches Hg	
<a href="#">20 Series (Industrial Interchange)</a> .....	K7
Sleeve type Couplers will interchange push-type Couplers and other manufacturers' Couplers which accept Industrial Interchange “&” Nipples that conform to MIL-C4109. Rated pressure 300 psi. Temperature ranges -40°F to +250°F. Vacuum data: Disconnected — not recommended; Connected — 27.4 inches Hg	
<a href="#">30 Series</a> .....	K7
Push To Connect	
<a href="#">GF Series – Natural &amp; Propane Gas</a> .....	K8
Special Purpose Propane	
<a href="#">HF Series (Industrial Interchange)</a> .....	K8
Push type coupler which will accept the Industrial Interchange Nipples that conform to MIL-C-4109. Rated pressure 300 psi. Temperature ranges -40°F to 250°F.	
<a href="#">50 Series (ARO 210 Interchange)</a> .....	K9
Rated pressure 300 psi. Temperature ranges -40°F to +250°F. Interchanges with ARO 210 and similar design Couplers and Nipples.	
<a href="#">70 Series (Lincoln Interchange)</a> .....	K9
Rated pressure 300 psi. Temperature ranges -40°F to +250°F. Interchanges with Lincoln “Long Stem” series couplings.	
<a href="#">UC Series (Universal Coupler)</a> .....	K9
Universal design interchangeable with 10 Series, 20 Series and 50 Series Nipples. Rated pressure 150 psi.	
<a href="#">Tool-Mate Series</a> .....	K10
PBS Tool-Mate Series is built to the Industrial Interchange profile. PES Tool-Mate Series is designed for use with high flow RF Series Nipples. Exhaust style Tool-Mate Couplers meet the ISO 4414 specification to allow trapped air pressure to be vented prior to disconnection.	
<a href="#">E-z-mate Series</a> .....	K10
Rated pressure 300 psi. Push-to-connect, exhaust-style coupler. Use industrial 20 Series interchange Nipples.	
<a href="#">Industrial Interchange Nipples</a> .....	K11



RF Series..... K12  
High Flow European Interchange

“How to Order” Information ..... 16




Chemical Compatibility Guide..... O10, [www.parker.com](http://www.parker.com)

## Visual Index

### 10 Series Couplers, Tru-Flate Design\*

Couplers	Female Pipe Thread page K6	Male Pipe Thread page K6	Standard Hose Barb page K6	Push-Lok Hose Barb page K6
				
Nipples	Female Pipe Thread page K6	Male Pipe Thread page K6	Standard Hose Barb page K6	Push-Lok Hose Barb page K6
				
Repair Kits	Repair Kits page K6			

### 20 Series Couplers\*

Couplers	Female Pipe Thread page K7	Male Pipe Thread page K7	Standard Hose Barb page K7	Push-Lok Hose Barb page K7
				
Repair Kits	Repair Kits page K7			

### 30 Series Couplers\*

Couplers	Female Pipe Thread page K7	Male Pipe Thread page K7	Standard Hose Barb page K7	Push-Lok Hose Barb page K7
				

\*Note: Where both brass and steel materials are available, only the brass part is shown in this Visual Index.

**GF Series – Natural & Propane Gas\***

**Couplers**

Couplers  
page K8



**Nipples**

Nipples  
page K8



**HF Series Couplers**

**1/4", 3/8",  
1/2"  
Body Size  
Couplers**

Female Pipe Thread  
page K8



Male Pipe Thread  
page K8



Standard Hose Barb  
page K8



Push-Lok Hose Barb  
page K8



**Heavy Duty  
Couplers**

Female Pipe Thread  
page K8



Male Pipe Thread  
page K8



Push-Lok Hose Barb  
page K8



**50 Series Couplers**

**Couplers**

Female Pipe Thread  
page K9



Male Pipe Thread  
page K9



Push-Lok Hose Barb  
page K9



**Nipples**

Female Pipe Thread  
page K9



Male Pipe Thread  
page K9



Standard Hose Barb  
page K9



Push-Lok Hose Barb  
page K9



**70 Series Couplers**

**Couplers**

Female Pipe Thread  
page K9



Male Pipe Thread  
page K9



**Nipples**

Female Pipe Thread  
page K9



Male Pipe Thread  
page K9



**UC Series Couplers**

**Couplers**

Female Pipe Thread  
page K9



Male Pipe Thread  
page K9



\*Note: Where both brass and steel materials are available, only the brass part is shown in this Visual Index.

### Tool-Mate Series Couplers

**Industrial Interchange**

Female Pipe Thread  
page K10



Male Pipe Thread  
page K10



**RF Interchange**

Female Pipe Thread  
page K10



Male Pipe Thread  
page K10



**Exhaust Industrial Interchange**

Female Pipe Thread  
page K10



Male Pipe Thread  
page K10



**Exhaust RF Interchange**

Female Pipe Thread  
page K10



Male Pipe Thread  
page K10



### E-z-mate Series Couplers

**Couplers**

Female Pipe Thread  
page K10



Male Pipe Thread  
page K10



Standard Hose Barb  
page K10



Push-Lok Hose Barb  
page K10



### Industrial Interchange Nipples

**Nipples**

Female Pipe Thread  
page K11



Male Pipe Thread  
page K11



Standard Hose Barb  
page K11



Push-Lok Hose Barb  
page K11



### RF Series Couplers

**Couplers**

Female Pipe Thread  
page K12



Male Pipe Thread  
page K12



Standard Hose Barb  
page K12



Push-Lok Hose Barb  
page K12



**Nipples**

Female Pipe Thread  
page K12



Male Pipe Thread  
page K12



Standard Hose Barb  
page K12



Push-Lok Hose Barb  
page K12



## 10 Series Couplers, Tru-Flate Design

### Coupler

Female Pipe Thread



Part Number Brass	Part Number Steel	Body Size	Thread Size
B13A	-	1/4	1/8-27 NPTF
B13	-	1/4	1/4-18 NPTF
B13E	-	1/4	3/8-18 NPTF
-	15C	3/8	1/4-18 NPTF
B15*	15	3/8	3/8-18 NPTF
-	15F	3/8	1/2-14 NPTF
-	17E	1/2	3/8-18 NPTF
B17*	17	1/2	1/2-14 NPTF
-	17G	1/2	3/4-14 NPTF

\* Coupler has Brass body and steel sleeve.

### Coupler

Male Pipe Thread



Part Number Brass	Part Number Steel	Body Size	Thread Size
B12A	-	1/4	1/8-27 NPTF
B12	-	1/4	1/4-18 NPTF
B12E	-	1/4	3/8-18 NPTF
-	14C	3/8	1/4-18 NPTF
B14*	14	3/8	3/8-18 NPTF
-	14F	3/8	1/2-14 NPTF
-	16E	1/2	3/8-18 NPTF
B16*	16	1/2	1/2-14 NPTF
-	16G	1/2	3/4-14 NPTF

\* Coupler has Brass body and steel sleeve.

### Coupler

Standard Hose Barb



Part Number Brass	Part Number Steel	Body Size	Hose ID
B10-3B	-	1/4	1/4
B10-4B	-	1/4	5/16
B10-5B	-	1/4	3/8
-	14-5B	3/8	3/8
-	14-6B	3/8	1/2
-	16-5B	1/2	3/8
-	16-6B	1/2	1/2
-	16-7B	1/2	3/4

Add suffix "N" to Brass coupler Part Number for stainless steel springs and locking balls (ie B15N).  
 Add suffix "-SL" for Sleeve-Lok option.  
 Add suffix "R" for grip-ring sleeve (1/4" size only).

### Coupler

Push-Lok Hose Barb\*



Part Number Brass	Part Number Steel	Body Size	Hose ID
B10-3BP	-	1/4	1/4
B10-5BP	-	1/4	3/8
-	14-5BP	3/8	3/8
-	16-5BP	1/2	3/8
-	16-6BP	1/2	1/2

\* Push-Lok Hose Barbs are designed for use with Parker Push-Lok hose and do not require clamps.

### Nipples

Female Pipe Thread



Part Number Brass	Part Number Steel	Body Size	Thread Size
-	1C	1/4	1/8-27 NPTF
B3C	3C	1/4	1/4-18 NPTF
-	3C-E	1/4	3/8-18 NPTF
-	1E	3/8	1/4-18 NPTF
-	3E	3/8	3/8-18 NPTF
-	1F	1/2	3/8-18 NPTF
-	3F	1/2	1/2-14 NPTF
-	H3F-G	1/2	3/4-14 NPTF

### Nipples

Male Pipe Thread



Part Number Brass	Part Number Steel	Part Number Stainless	Body Size	Thread Size
-	0C	-	1/4	1/8-27 NPTF
B2C	2C	S2C	1/4	1/4-18 NPTF
-	2C-E	-	1/4	3/8-18 NPTF
-	0E	-	3/8	1/4-18 NPTF
-	2E	-	3/8	3/8-18 NPTF
-	0F	-	1/2	3/8-18 NPTF
-	2F	-	1/2	1/2-14 NPTF
-	H2F-G	-	1/2	3/4-14 NPTF

### Nipples

Standard Hose Barb



Part Number Steel	Body Size	Hose ID
8C	1/4	1/4
9C	1/4	3/8
5E	3/8	3/8
H4F	1/2	3/8
5F	1/2	1/2
H5F-G	1/2	3/4

### Nipples

Push-Lok Hose Barb\*



Part Number Steel	Body Size	Hose ID
8CP	1/4	1/4
9CP	1/4	3/8
5EP	3/8	3/8
H4FP	1/2	3/8
H5FP	1/2	1/2

\* Push-Lok Hose Barbs are designed for use with Parker Push-Lok hose and do not require clamps.

### Repair Kits

Part Number	Body Size	Seal Material
21K	1/4	Nitrile
21KW	1/4	Ethylene Propylene
21KY	1/4	Fluorocarbon
14K	3/8	Nitrile
14KW	3/8	Ethylene Propylene
14KY	3/8	Fluorocarbon
16K	1/2	Nitrile
16KW	1/2	Ethylene Propylene
16KY	1/2	Fluorocarbon

Dimensions and pressures are for reference only and are subject to change.



## 20 Series Couplers

### Couplers

Female Pipe Thread



Part Number Brass	Part Number Steel	Part Number Stainless Steel (303)	Body Size	Thread Size
B23A	-	-	1/4	1/8-27 NPTF
B23	-	S23	1/4	1/4-18 NPTF
B23E	-	-	1/4	3/8-18 NPTF
-	25C	-	3/8	1/4-18 NPTF
B25	25	-	3/8	3/8-18 NPTF
-	25F	-	3/8	1/2-14 NPTF
-	17E	-	1/2	3/8-18 NPTF
B17	17	-	1/2	1/2-14 NPTF
-	17G	-	1/2	3/4-14 NPTF

### Couplers

Male Pipe Thread



Part Number Brass	Part Number Steel	Part Number Stainless Steel (303)	Body Size	Thread Size
B22A	-	-	1/4	1/8-27 NPTF
B22	-	S22	1/4	1/4-18 NPTF
B22E	-	-	1/4	3/8-18 NPTF
-	24C	-	3/8	1/4-18 NPTF
B24	24	-	3/8	3/8-18 NPTF
-	24F	-	3/8	1/2-14 NPTF
-	16E	-	1/2	3/8-18 NPTF
B16	16	-	1/2	1/2-14 NPTF
-	16G	-	1/2	3/4-14 NPTF

### Couplers

Standard Hose Barb



Part Number Brass	Part Number Steel	Body Size	Hose ID
B20-3B	-	1/4	1/4
B20-4B	-	1/4	5/16
B20-5B	-	1/4	3/8
-	24-5B	3/8	3/8
-	24-6B	3/8	1/2
-	16-5B	1/2	3/8
-	16-6B	1/2	1/2
-	16-7B	1/2	3/4

## Couplers

Push-Lok Hose Barb\*



Part Number Brass	Part Number Steel	Body Size	Hose ID
B20-3BP	-	1/4	1/4
B20-5BP	-	1/4	3/8
-	24-5BP	3/8	3/8
-	16-5BP	1/2	3/8
-	16-6BP	1/2	1/2

\* Push-Lok Hose Barbs are designed for use with Parker Push-Lok hose and do not require clamps.  
Note: See Table of Contents for pneumatic Industrial Interchange nipples used with 20 Series couplers.

## Repair Kits

Part Number	Body Size	Seal Material
21K	1/4	Nitrile
21KW	1/4	Ethylene Propylene
21KY	1/4	Fluorocarbon
14K	3/8	Nitrile
14KW	3/8	Ethylene Propylene
14KY	3/8	Fluorocarbon
16K	1/2	Nitrile
16KW	1/2	Ethylene Propylene
16KY	1/2	Fluorocarbon
38K	3/4	Nitrile
38KW	3/4	Ethylene Propylene
38KY	3/4	Fluorocarbon

## 30 Series Couplers

### Couplers

Female Pipe Thread



Part Number Brass	Body Size	Thread Size
B33A	1/4	1/8-27 NPTF
B33	1/4	1/4-18 NPTF
B33E	1/4	3/8-18 NPTF
B35C	3/8	1/4-18 NPTF
B35	3/8	3/8-18 NPTF
B35F	3/8	1/2-14 NPTF
B37E	1/2	3/8-18 NPTF
B37	1/2	1/2-14 NPTF
B37G	1/2	3/4-14 NPTF
B39F	3/4	1/2-14 NPTF
B39	3/4	3/4-14 NPTF
B39J	3/4	1-11 1/2 NPTF

## Couplers

Male Pipe Thread



Part Number Brass	Body Size	Thread Size
B32A	1/4	1/8-27 NPTF
B32	1/4	1/4-18 NPTF
B32E	1/4	3/8-18 NPTF
B34C	3/8	1/4-18 NPTF
B34	3/8	3/8-18 NPTF
B34F	3/8	1/2-14 NPTF
B36E	1/2	3/8-18 NPTF
B36	1/2	1/2-14 NPTF
B36G	1/2	3/4-14 NPTF
B38	3/4	3/4-14 NPTF
B38J	3/4	1-11 1/2 NPTF

## Couplers

Standard Hose Barb



Part Number Brass	Body Size	Hose ID
B30-3B	1/4	1/4
B30-4B	1/4	5/16
B30-5B	1/4	3/8
B34-5B	3/8	3/8
B34-6B	3/8	1/2
B36-6B	1/2	1/2
B36-7B	1/2	3/4
B38-7B	3/4	3/4
B38-8B	3/4	1

## Couplers

Push-Lok Hose Barb\*



Part Number Brass	Body Size	Hose ID
B30-3BP	1/4	1/4
B30-5BP	1/4	3/8
B34-5BP	3/8	3/8
B36-6BP	1/2	1/2

\* Push-Lok Hose Barbs are designed for use with Parker Push-Lok hose and do not require clamps.

Dimensions and pressures are for reference only and are subject to change.

[Link to Master Table of Contents](#)

[Link to Section Table of Contents](#)

## GF Series – Natural & Propane Gas

### Couplers



Part Number Brass	Body Size	Port End
BVGFC4-4F	1/4	1/4-18 NPTF
BVGFC6-6F	3/8	3/8-18 NPTF
BVGF-1C8-8F	1/2	1/2-14 NPTF
BVGF-1C12-12F	3/4	3/4-14 NPTF
BVGFC16-16F	1	1-11-1/2 NPTF
BVGFC20-20F	1-1/4	1-1/4-11-1/2 NPTF

### Nipples



Part Number Brass	Body Size	Port End
BPGFN4-4F	1/4	1/4-18 NPTF
BPGFN6-6F	3/8	3/8-18 NPTF
BPGF-1N8-8F	1/2	1/2-14 NPTF
BPGF-1N12-12F	3/4	3/4-14 NPTF
BPGFN16-16F	1	1-11-1/2 NPTF
BPGFN20-20F	1-1/4	1-1/4-11-1/2 NPTF

## HF Series Couplers

### 1/4", 3/8", 1/2" Body Size Couplers

Female Pipe Thread



Part Number Brass	Body Size	Thread Size
HF-251-4FP	1/4	1/4-18 NPSF
HF-251-6FP	1/4	3/8-18 NPSF
HF-371-4FP	3/8	1/4-18 NPSF
HF-371-6FP	3/8	3/8-18 NPSF
HF-371-8FP	3/8	1/2-14 NPTF
HF-501-8FP	1/2	1/2-14 NPTF

### 1/4", 3/8", 1/2" Body Size Couplers

Male Pipe Thread



Part Number Brass	Body Size	Thread Size
HF-251-4MP	1/4	1/4-18 NPTF
HF-251-6MP	1/4	3/8-18 NPTF
HF-371-4MP	3/8	1/4-18 NPTF
HF-371-6MP	3/8	3/8-18 NPTF
HF-371-8MP	3/8	1/2-14 NPTF
HF-501-8MP	1/2	1/2-14 NPTF

### 1/4", 3/8" Body Size Couplers

Standard Hose Barb



Part Number Brass	Body Size	Hose ID
HF-251-4HB	1/4	1/4
HF-251-6HB	1/4	3/8
HF-371-6HB	3/8	3/8
HF-371-8HB	3/8	1/2

### 1/4", 3/8" Body Size Couplers

Push-Lok Hose Barb\*



Part Number Brass	Body Size	Hose ID
HF-251-4PL	1/4	1/4
HF-251-6PL	1/4	3/8
HF-371-6PL	3/8	3/8
HF-371-8PL	3/8	1/2

\* Push-Lok Hose Barbs are designed for use with Parker Push-Lok hose and do not require clamps.

## Heavy Duty Couplers

Female Pipe Thread



Part Number Steel	Body Size	Thread Size
HF-251-4FP-S	1/4	1/4-18 NPSF
HF-251-6FP-S	1/4	3/8-18 NPSF
HF-371-4FP-S	3/8	1/4-18 NPSF
HF-371-6FP-S	3/8	3/8-18 NPSF
HF-371-8FP-S	3/8	1/2-14 NPTF

## Heavy Duty Couplers

Male Pipe Thread



Part Number Steel	Body Size	Thread Size
HF-251-4MP-S	1/4	1/4-18 NPTF
HF-251-6MP-S	1/4	3/8-18 NPTF
HF-371-4MP-S	3/8	1/4-18 NPTF
HF-371-6MP-S	3/8	3/8-18 NPTF
HF-371-8MP-S	3/8	1/2-14 NPTF

## Heavy Duty Couplers

Push-Lok Hose Barb\*



Part Number Steel	Body Size	Hose ID
HF-251-4PL-S	1/4	1/4
HF-251-6PL-S	1/4	3/8
HF-371-6PL-S	3/8	3/8
HF-371-8PL-S	3/8	1/2

\* Push-Lok Hose Barbs are designed for use with Parker Push-Lok hose and do not require clamps.

Dimensions and pressures are for reference only and are subject to change.



## 50 Series Couplers

### Couplers

Female Pipe Thread



Part Number Brass	Body Size	Thread Size
B53	1/4	1/4-18 NPTF
B53E	1/4	3/8-18 NPTF

### Couplers

Male Pipe Thread



Part Number Brass	Body Size	Thread Size
B52	1/4	1/4-18 NPTF
B52E	1/4	3/8-18 NPTF

### Couplers

Push-Lok Hose Barb\*



Part Number Brass	Body Size	Hose ID
B50-3BP	1/4	1/4
B50-5BP	1/4	3/8

\* Push-Lok Hose Barbs are designed for use with Parker Push-Lok hose and do not require clamps.

### Nipples

Female Pipe Thread



Part Number Steel	Body Size	Thread Size
A3C	1/4	1/4-18 NPTF

### Nipples

Male Pipe Thread



Part Number Steel	Body Size	Thread Size
A2C	1/4	1/4-18 NPTF

### Nipples

Standard Hose Barb



Part Number Steel	Body Size	Hose ID
A8C	1/4	1/4

### Nipples

Push-Lok Hose Barb\*



Part Number Steel	Body Size	Hose ID
A8CP	1/4	1/4

\* Push-Lok Hose Barbs are designed for use with Parker Push-Lok hose and do not require clamps.

\*\*This dimension represents portion of nipple that is exposed when nipple is inserted in a Parker 50 Series coupler

### Nipples

Female Pipe Thread



Part Number Steel	Body Size	Thread Size
L3C	1/4	1/4-18 NPTF

### Nipples

Male Pipe Thread



Part Number Steel	Body Size	Thread Size
L2C	1/4	1/4-18 NPTF

\* This dimension represents portion of nipple that is exposed when nipple is inserted in a Parker 70 Series coupler.

## 70 Series Couplers

### Couplers

Female Pipe Thread



Part Number Brass	Body Size	Thread Size
B73	1/4	1/4-18 NPTF

### Couplers

Male Pipe Thread



Part Number Brass	Body Size	Thread Size
B72	1/4	1/4-18 NPTF

## UC Series Couplers

### Couplers

Female Pipe Thread



Part Number Brass	Body Size	Thread Size
UC-251-4FP	1/4	1/4-18 NPSF
UC-251-6FP	1/4	3/8-18 NPSF

### Couplers

Male Pipe Thread



Part Number Brass	Body Size	Thread Size
UC-251-4MP	1/4	1/4-18 NPTF
UC-251-6MP	1/4	3/8-18 NPTF

Dimensions and pressures are for reference only and are subject to change.

## Tool-Mate Series Couplers

### Industrial Interchange

Female Pipe Thread



Part Number	Body Size	Thread Size
PBH-251-4FP	1/4	1/4-18 NPTF
PBH-251-6FP	1/4	3/8-18 NPTF
PBH-371-4FP	3/8	1/4-18 NPTF
PBH-371-6FP	3/8	3/8-18 NPTF
PBH-371-8FP	3/8	1/2-14 NPTF

### Industrial Interchange

Male Pipe Thread



Part Number	Body Size	Thread Size
PBH-251-4MP	1/4	1/4-18 NPTF
PBH-251-6MP	1/4	3/8-18 NPTF
PBH-371-4MP	3/8	1/4-18 NPTF
PBH-371-6MP	3/8	3/8-18 NPTF

### RF Interchange

Female Pipe Thread



Part Number	Body Size	Thread Size
PER-251-4FP	1/4	1/4-18 NPTF
PER-251-6FP	1/4	3/8-18 NPTF

### RF Interchange

Male Pipe Thread



Part Number	Body Size	Thread Size
PER-251-4MP	1/4	1/4-18 NPTF
PER-251-6MP	1/4	3/8-18 NPTF

## Exhaust Industrial Interchange

Female Pipe Thread



Part Number	Body Size	Thread Size
PBS-251-4FP	1/4	1/4-18 NPTF
PBS-251-6FP	1/4	3/8-18 NPTF
PBS-371-6FP	3/8	3/8-18 NPTF
PBS-371-8FP	3/8	1/2-14 NPTF
PBS-501-6FP	1/2	3/8-18 NPTF
PBS-501-8FP	1/2	1/2-14 NPTF
PBS-501-12FP	1/2	3/4-14 NPTF

## Exhaust Industrial Interchange

Male Pipe Thread



Part Number	Body Size	Thread Size
PBS-251-4MP	1/4	1/4-18 NPTF
PBS-251-6MP	1/4	3/8-18 NPTF
PBS-371-6MP	3/8	3/8-18 NPTF
PBS-371-8MP	3/8	1/2-14 NPTF
PBS-501-8MP	1/2	1/2-14 NPTF

## Exhaust RF Interchange

Female Pipe Thread



Part Number	Body Size	Thread Size
PES-251-6FP	1/4	3/8-18 NPTF

## Exhaust RF Interchange

Male Pipe Thread



Part Number	Body Size	Thread Size
PES-251-4MP	1/4	1/4-18 NPTF

## E-z-mate Series Couplers

### Couplers

Female Pipe Thread



Part Number	Body Size	Thread Size
EZ-251-4FP	1/4	1/4-18 NPTF
EZ-251-6FP	1/4	3/8-18 NPTF
EZ-371-6FP	3/8	3/8-18 NPTF
EZ-371-8FP	3/8	1/2-14 NPTF
EZ-501-8FP	1/2	1/2-14 NPTF
EZ-501-12FP	1/2	3/4-14 NPTF
EZ-751-12FP	3/4	3/4-14 NPTF
EZ-751-16FP	3/4	1-11 1/2 NPTF

### Couplers

Male Pipe Thread



Part Number	Body Size	Thread Size
EZ-251-4MP	1/4	1/4-18 NPTF
EZ-251-6MP	1/4	3/8-18 NPTF
EZ-371-6MP	3/8	3/8-18 NPTF
EZ-501-8MP	1/2	1/2-14 NPTF
EZ-751-12MP	3/4	3/4-14 NPTF

### Couplers

Standard Hose Barb



Part Number	Body Size	Hose ID
EZ-251-4HB	1/4	1/4
EZ-251-6HB	1/4	3/8
EZ-371-6HB	3/8	3/8
EZ-501-8HB	1/2	1/2

### Couplers

Push-Lok Hose Barb\*



Part Number	Body Size	Hose ID
EZ-251-4PL	1/4	1/4
EZ-251-6PL	1/4	3/8
EZ-371-6PL	3/8	3/8
EZ-501-8PL	1/2	1/2

\* Push-Lok Hose Barbs are designed for use with Parker Push-Lok hose and do not require clamps.

Dimensions and pressures are for reference only and are subject to change.

## Industrial Interchange Nipples

### Nipples

Female Pipe Thread



Part Number Brass	Part Number Steel	Part Number Stainless Steel (303)	Body Size	Thread Size
-	H1C	-	1/4	1/8-27 NPTF
BH3C	H3C	SH3C	1/4	1/4-18 NPTF
-	H3C-E	SH3C-E	1/4	3/8-18 NPTF
-	H1E	-	3/8	1/4-18 NPTF
BH3E	H3E	-	3/8	3/8-18 NPTF
-	H3E-F	-	3/8	1/2-14 NPTF
-	H1F	-	1/2	3/8-18 NPTF
BH3F	H3F	-	1/2	1/2-14 NPTF
-	H3F-G	-	1/2	3/4-14 NPTF
-	H3G-F	-	3/4	1/2-14 NPTF
-	H3G	-	3/4	3/4-14 NPTF
-	H3G-J	-	3/4	1-11 1/2 NPTF

### Nipples

Male Pipe Thread



Part Number Brass	Part Number Steel	Part Number Stainless Steel (303)	Body Size	Thread Size
-	H0C	-	1/4	1/8-27 NPTF
BH2C	H2C	SH2C	1/4	1/4-18 NPTF
-	H2C-E	SH2C-E	1/4	3/8-18 NPTF
-	H00E	-	3/8	1/8-27 NPTF
-	H0E	-	3/8	1/4-18 NPTF
BH2E	H2E	-	3/8	3/8-18 NPTF
-	H2E-F	-	3/8	1/2-14 NPTF
-	H0F	-	1/2	3/8-18 NPTF
BH2F	H2F	-	1/2	1/2-14 NPTF
-	H2F-G	-	1/2	3/4-14 NPTF
-	H2G-F	-	3/4	1/2-14 NPTF
BH2G	H2G	-	3/4	3/4-14 NPTF
-	H2G-J	-	3/4	1-11 1/2 NPTF

### Nipples

Standard Hose Barb



Part Number Brass	Part Number Steel	Part Number Stainless Steel (303)	Body Size	Hose ID
-	H8C	-	1/4	1/4
-	-	SH8C	1/4	1/4
-	H8C-D	-	1/4	5/16
-	H9C	SH9C	1/4	3/8
-	H5E	-	3/8	3/8
-	H6E	-	3/8	1/2
-	H4F	-	1/2	3/8
-	H5F	-	1/2	1/2
-	H5F-G	-	1/2	3/4
-	H5G-F	-	3/4	1/2
BH5G	H5G	-	3/4	3/4
-	H5G-J	-	3/4	1

### Nipples

Push-Lok Hose Barb\*\*



Part Number Brass	Part Number Steel	Body Size	Hose ID
BH8CP	H8CP	1/4	1/4
-	H9CP	1/4	3/8
-	H4EP	3/8	1/4
-	H5EP	3/8	3/8
-	H6EP	3/8	1/2
-	H4FP	1/2	3/8
-	H5FP	1/2	1/2
-	H6FP	1/2	5/8

\*\*Push-Lok Hose Barbs are designed for use with Parker Push-Lok hose and do not require clamps.

Dimensions and pressures are for reference only and are subject to change.

## RF Series Couplers

### Couplers

Female Pipe Thread



Part Number Brass	Body Size	Thread Size
RF-251-4FP	1/4	1/4-18 NPSF
RF-251-6FP	1/4	3/8-18 NPSF
RF-371-6FP	3/8	3/8-18 NPSF
RF-371-8FP	3/8	1/2-14 NPTF

### Couplers

Male Pipe Thread



Part Number Brass	Body Size	Thread Size
RF-251-4MP	1/4	1/4-18 NPTF
RF-251-6MP	1/4	3/8-18 NPTF
RF-251-8MP	1/4	1/2-14 NPTF
RF-371-6MP	3/8	3/8-18 NPTF
RF-371-8MP	3/8	1/2-14 NPTF

### Couplers

Standard Hose Barb



Part Number Brass	Body Size	Hose ID
RF-251-4HB	1/4	1/4
RF-251-6HB	1/4	3/8
RF-371-6HB	3/8	3/8
RF-371-8HB	3/8	1/2

### Couplers

Push-Lok Hose Barb\*



Part Number Brass	Body Size	Hose ID
RF-251-4PL	1/4	1/4
RF-251-6PL	1/4	3/8
RF-251-8PL	1/4	1/2
RF-371-6PL	3/8	3/8
RF-371-8PL	3/8	1/2

\* Push-Lok Hose Barbs are designed for use with Parker Push-Lok hose and do not require clamps.

### Nipples

Female Pipe Thread



Part Number Steel	Body Size	Thread Size
RF-254-4FP	1/4	1/4-18 NPTF
RF-254-6FP	1/4	3/8-18 NPTF
RF-374-6FP	3/8	3/8-18 NPTF
RF-374-8FP	3/8	1/2-14 NPTF

### Nipples

Male Pipe Thread



Part Number Steel	Body Size	Thread Size
RF-254-4MP	1/4	1/4-18 NPTF
RF-254-6MP	1/4	3/8-18 NPTF
RF-374-6MP	1/4	3/8-18 NPTF
RF-374-8MP	3/8	1/2-14 NPTF

### Nipples

Standard Hose Barb



Part Number Steel	Body Size	Hose ID
RF-254-4HB	1/4	1/4
RF-254-6HB	1/4	3/8
RF-374-6HB	3/8	3/8
RF-374-8HB	3/8	1/2

### Nipples

Push-Lok Hose Barb\*



Part Number Steel	Body Size	Hose ID
RF-254-4PL	1/4	1/4
RF-254-6PL	1/4	3/8
RF-374-6PL	3/8	3/8
RF-374-8PL	3/8	1/2

\* Push-Lok Hose Barbs are designed for use with Parker Push-Lok hose and do not require clamps.

Dimensions and pressures are for reference only and are subject to change.